



# Hughesdale Back From Covid 2020

*Every Child, Every Chance, Every Day*



Dear HPS Students, Guardians and Teachers,

We are so excited to announce that we have made it to the last week of term! This is a newsletter created by all of the Year 6 Student Leaders. It will have some fun activities and pastimes for you to try during these tough times.

We are missing seeing everyone at school and we hope to be back in the classroom as soon as possible. This week we would love to share with you our top tips to stay busy during our time at home. We hope that you can complete some of these fun activities and make sure to send us a photo at [hpsnewsletter@schools.vic.edu.au](mailto:hpsnewsletter@schools.vic.edu.au) and we will include some photos in our next newsletter.

From River and Samantha



## COVID-19 POSTER!

Hey Hughesdale! We are all so glad to be back at school and being able to learn, see friends and get back into routine. I wanted to show the school a poster that my friend and I made on Coronavirus. It is still so important to keep up our hygiene in practice and stop the spread of this virus. Our class got to make posters advertising these steps in order to maintain good hygiene so I hope you enjoy it!



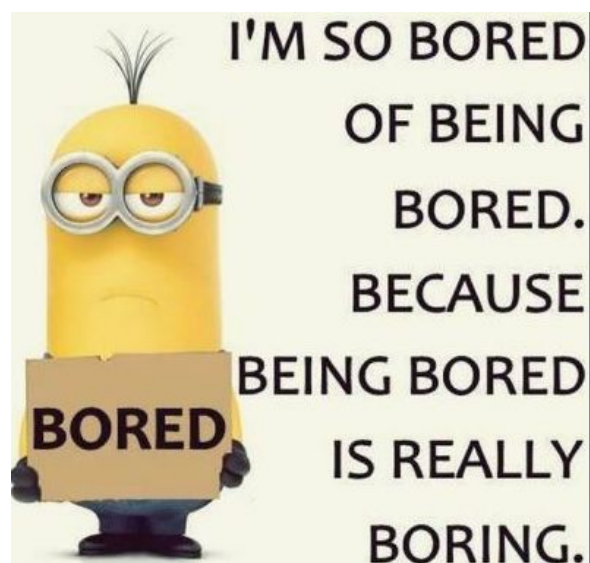
## **School Holiday Ideas While Stuck Inside**

The School Holidays are coming up very soon and we thought it might be a good idea to give you all some ideas of what to do while it's wet, cold and rainy while we are all stuck inside. Here are some of the top activities.

- Go to a drive-in cinema
- Do some drawing or colouring in
- Tune in to the Melbourne zoo and get a glimpse of your favourite animals:  
<https://www.zoo.org.au/animals-at-home/>
- Watch the Australian Ballet with digital live performances, in full length!
- Bake a masterpiece and send your photos! Send us a picture at [hpsnewsletter@schools.vic.edu.au](mailto:hpsnewsletter@schools.vic.edu.au)
- Make a scrapbook or collage with some magazines, scissors, glue and other embellishments of your own.
- Be a photographer for a day and print or frame the best photos you have taken of the family, nature in your garden, or even your toy collection.
- Go through old photo albums
- Make a dream or vision board
- Write a letter to your future self
- Play some board games
- Spend quality time with your family

Here are just some of the many things you can do while being inside during the holidays!

By Samantha and River



## **Jokes**

Dear students,

I hope Online Learning has been a fun experience for you. I would like to brighten up your day by telling you a few jokes.....

Q1: How do you stop an astronaut's baby from crying?

A: You rocket!

Q2: What is a witch's favorite subject in school?

A: Spelling!

Q3: Why did the student eat his homework?

A: Because his teacher said it was a piece of cake!

By Genevieve Gerges

## **Interesting Facts**

This segment is where we will be sharing with you some weird, wacky and wonderful facts. During these tough times, we all need a laugh so we have crafted a few facts that you might find fascinating. Hope you enjoy it :)

Worms have five hearts.

Shrimp hearts are near their head.

A snail can sleep for 3 years

Slugs have 4 noses

Approximately 440 billion LEGO elements have been manufactured since 1949.

Sonic the Hedgehog's full name is actually Ogilvie Maurice Hedgehog.

By James A and Houben G



#FACT

## Quiz Time!

Hi everyone my name is Daisy and at assembly, my friend Chloe and I did a quiz. Because this was only a senior school assembly I wanted to share this fun quiz with everyone, here are the questions...

Q: How many noses does a slug have?

A: 4

Q: Which mammal lives the longest?

A: Bowhead whale

Q: What is the sweet food made by bees?

A: Honey

Q: Who lives in a pineapple under the sea

A: Spongebob Squarepants

Q: What school does Harry Potter go to?

A: Hogwarts

Q: Who lives in a trash can on sesame street

A: Oscar the grouch





## Zoe's Weekly Quotes!



You didn't  
come this far  
to only come  
this far.




Treat people the way  
you want to be treated.  
Talk to people the way  
you want to be talked  
to. Respect is earned,  
not given.

LoveWideOpen.com




BETTER AN OOPS  
THAN A WHAT IF



DOUBT  
KILLS  
MORE  
DREAMS  
THAN  
FAILURE  
EVER  
WILL.

Süzy Kassem

culturetrip.com



You are braver than  
you believe, and  
stronger than you  
seem, and smarter  
than you think

Christopher Robin

KidsHelpPhone.ca

## **VISUAL ARTS**

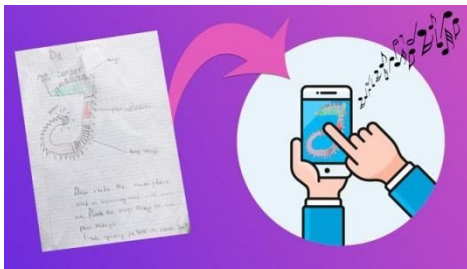
Hi Hughesdale Primary School, my name is Seamus O'Driscoll and I am one of the Visual Arts Captains for Hughesdale PS. Last newsletter we took a trip through the KAWS exhibition and did some nature artwork and a cartoon.

For this newsletter here are some activities that you can do on the holidays!

## **ART PLAY**

There is a place in the city called Art Play which has really great art activities for kids. For this school holiday it has online activities.

For kids aged 5-8 it has an activity called Kidstruments. I am sure kids of any age will also enjoy it!



Draw your ultimate instrument; describe how it works and most importantly how it sounds! It can be anything in your wildest dreams!

Playable Streets will then take these drawings and create an interactive digital art installation where your instruments will come to life. You will be able to explore and try out each other's instruments online.

Here is the link below

<https://www.melbourne.vic.gov.au/arts-and-culture/artplay/whats-on/Pages/kidstruments.aspx>

x

## **METROPOLITAN MUSEUM OF ART**

You can even visit the Metropolitan Museum of Art in New York! They have a really cool section called #metkids which were made by kids for kids! You can even take a trip in a time machine! <https://www.metmuseum.org/art/online-features/metkids/>

## **NGV KIDS AT HOME**

Another great site is **NGV KIDS AT HOME** <https://www.ngv.vic.gov.au/kids/>

There is even a stop-motion IPAD app you can ask your parents if you can download called **TROMARAMIX!**

Like magic, learn how to make things move, multiply and disappear using this app. Follow the step-by-step instructions, grab some toys and let the magic of animation begin! It's Free and easy to use.

## **Let's Draw Together**

One great activity they have online is called Let's Draw Together! You can even email in your finished portrait to Miss Schmidt at [Amanda.Schmidt@education.vic.gov.au](mailto:Amanda.Schmidt@education.vic.gov.au) for me to see! You might even get published in the next newsletter!!!!

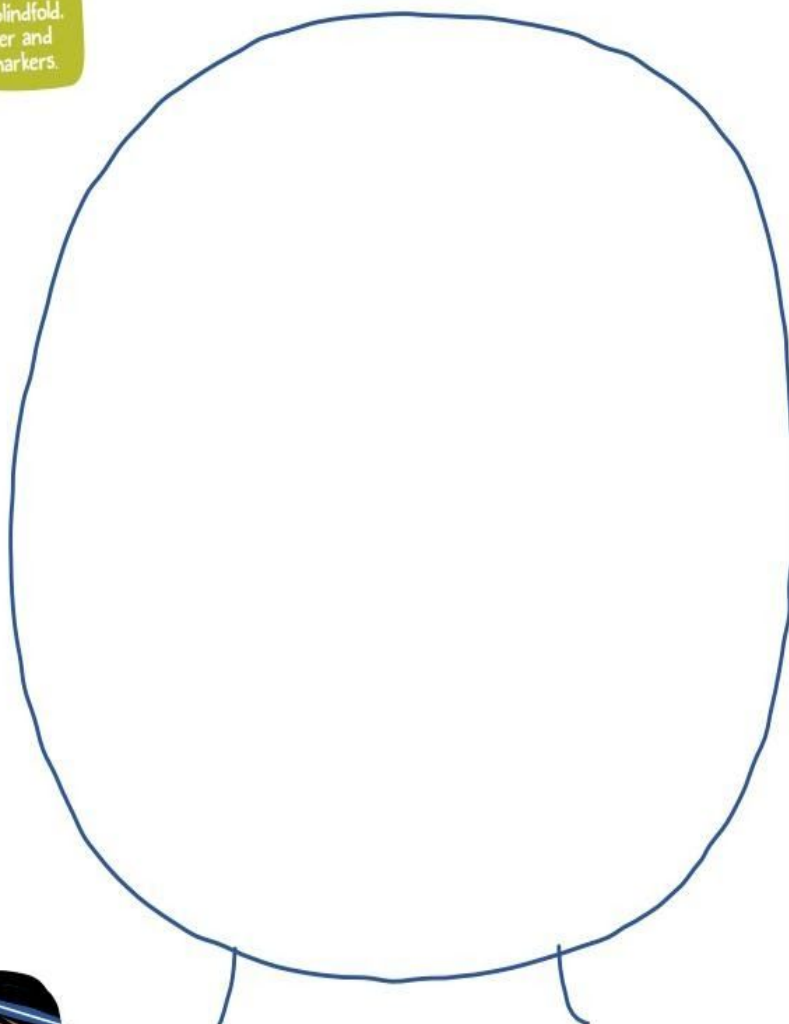


# LET'S DRAW TOGETHER



Athletes train every day to become champions, and artists learn to draw by practising. Some artists play games to come up with new ideas! **Let's draw and create a surprise along the way.**

**GET READY:** You will need a blindfold, extra paper and coloured markers.



## Surprise Portrait

- 1 Grab a partner. Put on your blindfold or close your eyes and draw your partner's face.
- 2 Once finished, remove your blindfold to reveal your surprise portrait!

Share your creations by using hashtag #NGVEveryday and tag @ngvmelbourne to be featured.